



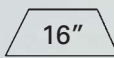


T6-001

Blackamoor on Pedestal, bronze with brass detail

Height: 22"/56cm

Base: 9"/23cm

Recommended Shades (see Shade Section)			Available Finishes (see Introduction)	Standard Wiring (see Wiring Section)
 16" Coolie	 16" Empire	 16" Flat	AS SHOWN	UK: BC see figs 1.1, 2.1, 3.1, 4.1 US: ES E26 H&S see figs 1.5, 2.7, 3.6, 4.5 EU: ES E27 see figs 1.9, 2.7, 3.4, 4.1, 5.1
Max. 100 watt				






T6-002

Seated Chinaman with Bells

Height: 14.5"/37cm

Base: 4"/10cm x 4.75"/12cm

Recommended Shades (see Shade Section)	Available Finishes (see Introduction)	Standard Wiring (see Wiring Section)
 11" Coolie  10" Empire  9" Square Max. 60 watt	AS SHOWN	UK: BC see figs 1.1, 2.1, 3.1, 4.1 US: ES E26 H&S see figs 1.5, 2.8, 3.6, 4.5 EU: SES E14 see figs 1.9, 2.8, 3.4, 4.1, 5.1

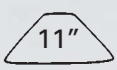




T6-003

Acrobat Table Lamp

Height: 15"/38cm

Base: 4.5"/9cm x 5.75"/14.5cm

Recommended Shades (see Shade Section)			Available Finishes (see Introduction)	Standard Wiring (see Wiring Section)
 11" Coolie	 10" Empire	 9" Square	AS SHOWN	UK: BC see figs 1.1, 2.3, 3.1, 4.1 US: SES E12 see figs 1.5, 2.8, 3.6, 4.5 EU: SES E14 see figs 1.9, 2.8, 3.4, 4.1, 5.1
Max. 60 watt				


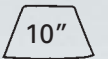



T6-004

Chinese Pipe Smoker

Height: 13.5"/34cm

Base: 3.5"/9cm x 4"/10cm

Recommended Shades (see Shade Section)	Available Finishes (see Introduction)	Standard Wiring (see Wiring Section)
 11" Coolie  10" Empire  9" Square Max. 60 watt	AS SHOWN	UK: BC see figs 1.1, 2.3, 3.1, 4.1 US: ES ES26 H&S see figs 1.5, 2.8, 3.6, 4.5 EU: ES ES27 see figs 1.9, 2.8, 3.4, 4.1, 5.1






T6-005

Boy on Pedestal with Bowl

Height: 18"/46cm

Base: 6"/15cm

Recommended Shades (see Shade Section)	Available Finishes (see Introduction)	Standard Wiring (see Wiring Section)
 14" Coolie  12" Empire  10" Square Max. 60 watt	AS SHOWN	UK: BC see figs 1.1, 2.3, 3.1, 4.1 US: ES ES26 H&S see figs 1.5, 2.8, 3.6, 4.5 EU: ES ES27 see figs 1.9, 2.8, 3.4, 4.1, 5.1


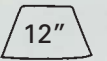



T6-006

Chinese Lord Sitting Crossed Legged
on Raised Plinth

Height: 15"/38cm

Base: 6"/15cm x 5"/12cm

Recommended Shades (see Shade Section)	Available Finishes (see Introduction)	Standard Wiring (see Wiring Section)
 14" Coolie  12" Empire  12" Pagoda Max. 60 watt	AS SHOWN	UK: BC see figs 1.1, 2.3, 3.1, 4.1 US: ES ES26 H&S see figs 1.5, 2.8, 3.6, 4.5 EU: ES ES27 see figs 1.9, 2.8, 3.4, 4.1, 5.1






T6-007

Sitting Mandarin Holding Book

Height: 16"/40.5cm

Base: 6"/15cm

Recommended Shades (see Shade Section)	Available Finishes (see Introduction)	Standard Wiring (see Wiring Section)
 14" Coolie  12" Empire  12" Pagoda Max. 60 watt	AS SHOWN	UK: BC see figs 1.1, 2.3, 3.1, 4.1 US: ES ES26 H&S see figs 1.5, 2.8, 3.6, 4.5 EU: ES ES27 see figs 1.9, 2.8, 3.4, 4.1, 5.1

